
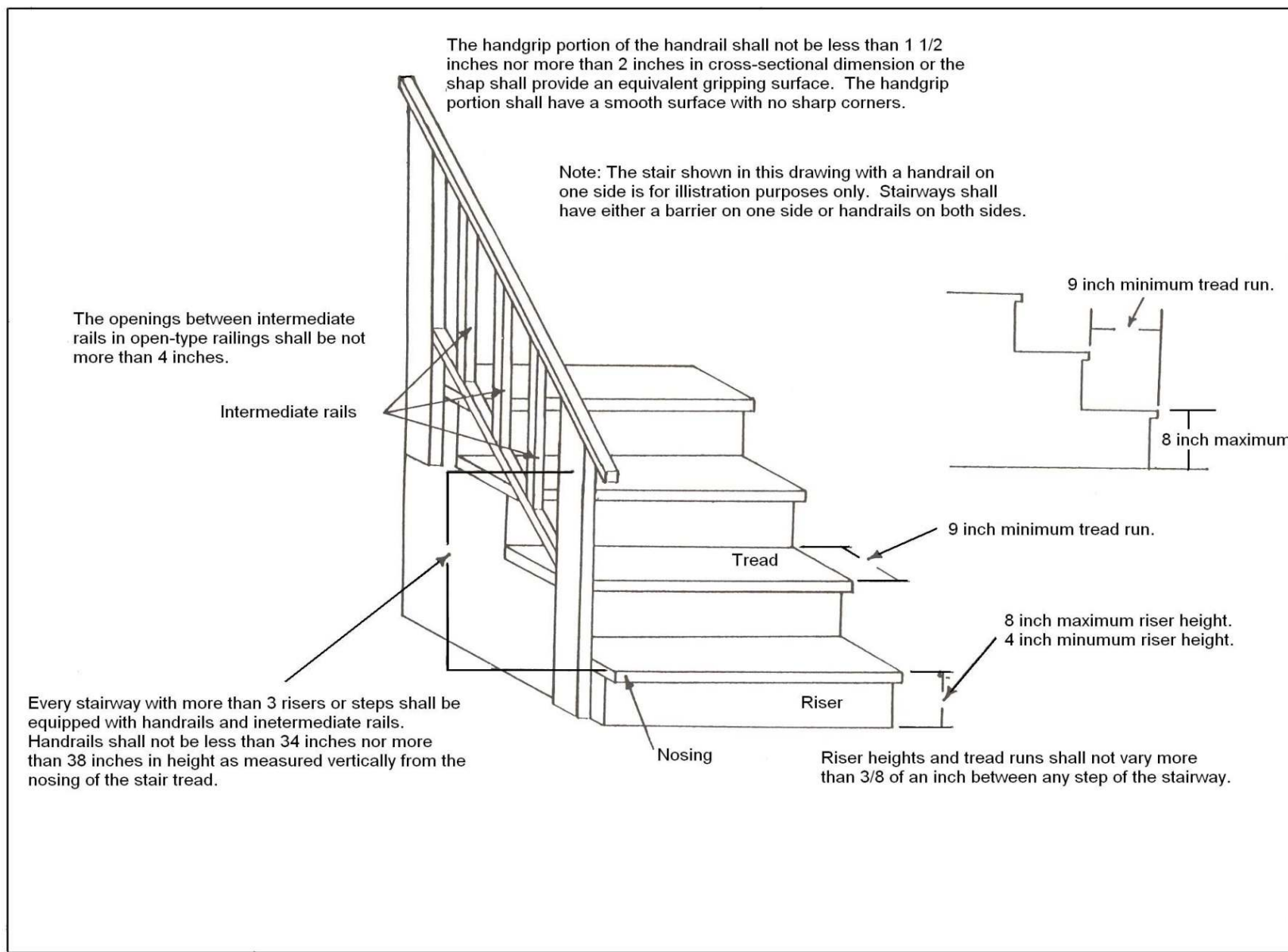




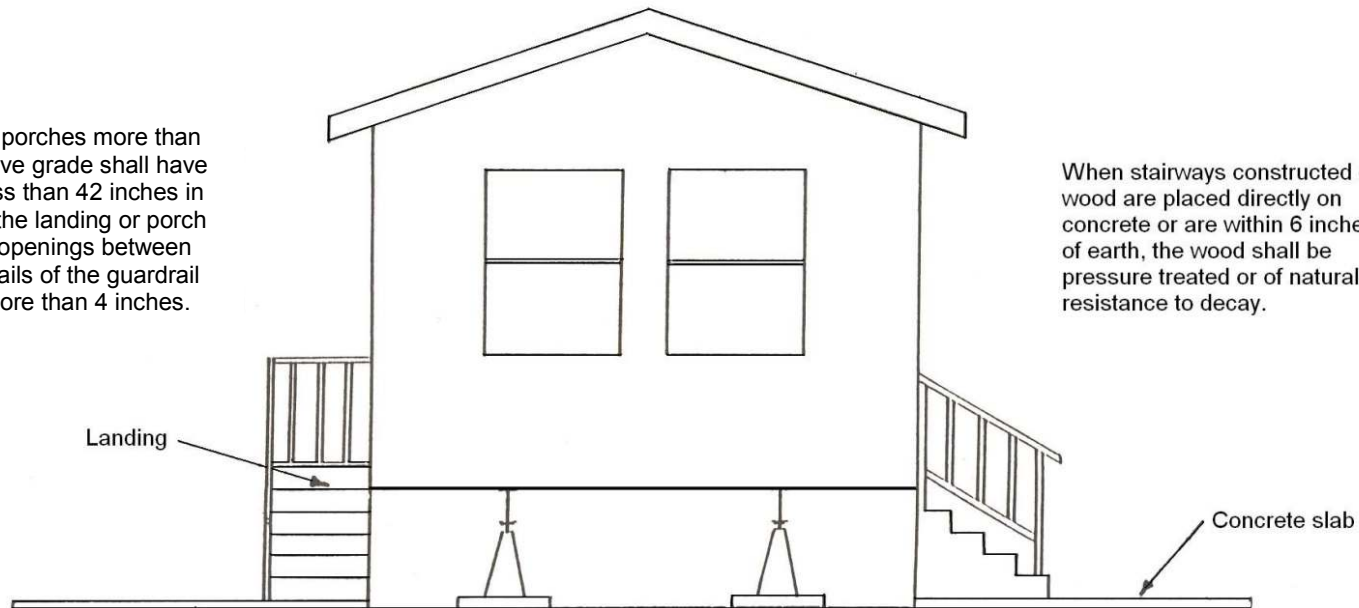
Stairways & Handrails





COURTESY OF THE CITY OF CHULA VISTA

Landings and porches more than 30 inches above grade shall have railings not less than 42 inches in height above the landing or porch surface. The openings between intermediate rails of the guardrail shall not be more than 4 inches.



When stairways constructed of wood are placed directly on concrete or are within 6 inches of earth, the wood shall be pressure treated or of natural resistance to decay.

If an exit door swings outward in the direction of travel, a landing must be provided. The landing surface may not be more than 1 inch below the bottom opening of the doorway. The landing width and length must not be less than the width of the door.

If an exit door swings inward, or is a sliding glass door and the stairway is perpendicular to the unit, a landing is not required. The top step, porch, or landing shall not be more than 7 1/2 inches below the bottom of the door.

Note: The illustrations and descriptions shown on this drawing are simplified for clarity. Refer to the California Code of Regulations, Title 25, Chapter 2, for specific codes governing mobilehome/manufactured home stairway construction.

COURTESY OF THE CITY OF CHULA VISTA