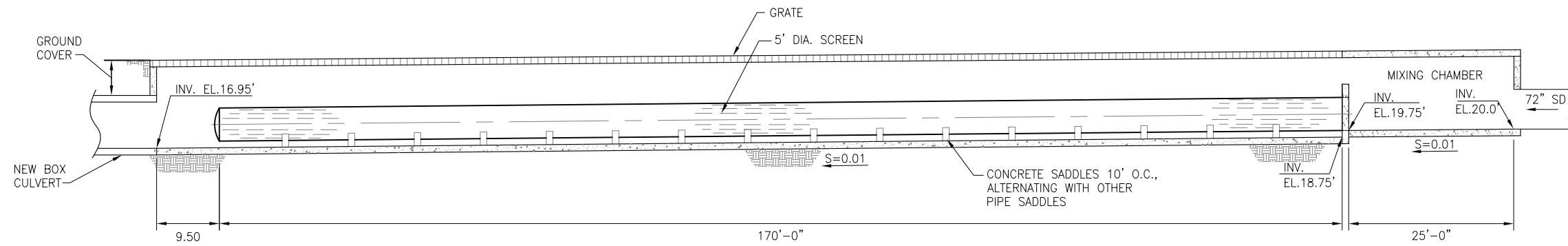
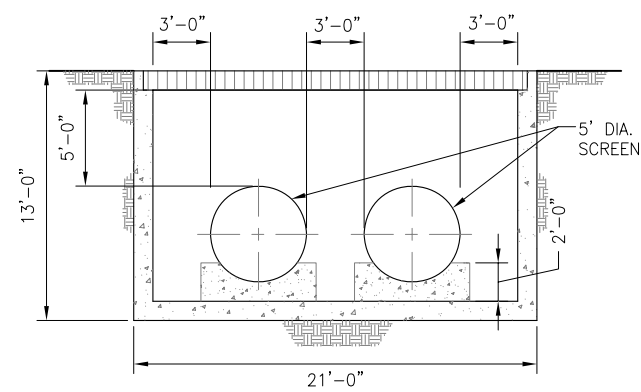


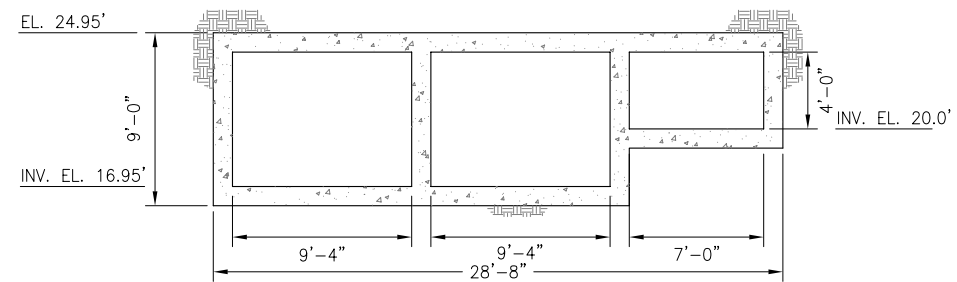
PLAN VIEW
SCALE: 1" = 20'-0"



SECTION
SCALE: 1" = 20'-0" (A)



SECTION
SCALE: 1" = 10'-0" (B)



SECTION
SCALE: 1" = 10'-0" (C)

JACOBS ASSOCIATES
Engineers/Consultants

THE CITY OF DALY CITY
CALIFORNIA
DEPARTMENT OF PUBLIC WORKS
VISTA GRANDE DRAINAGE
BASIN TUNNEL ANALYSIS

FIGURE A.22
3.9 MG STORAGE OPTION
DEBRIS SCREEN AT CANAL INLET

DRAWN EGB	DATE 10/2007	
CHECKED RHS	SCALE AS SHOWN	
DESIGNED ESH		

0
REV.